

Be a Detective: Eco-Design

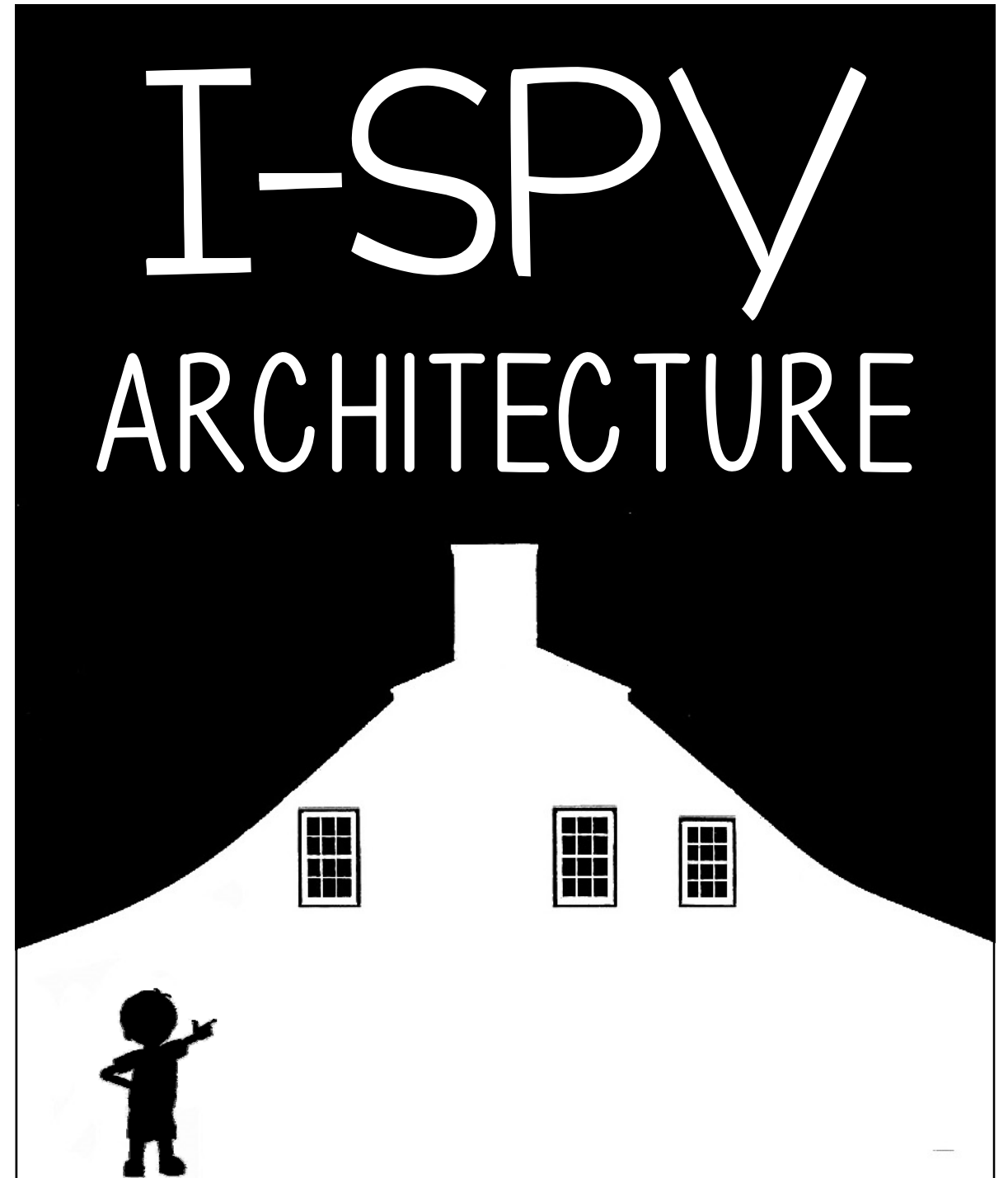
What architectural clues can you find that would keep the farmhouse COOL in the summer?

What clues can you find that would keep the farmhouse WARM in the winter?

.....

Design your own Farmhouse

Draw your own farmhouse below. How would it be different from the Dyckman Farmhouse? Which architectural features would you want to keep?



Architecture by Numbers

How many of the following architectural features can you count?

Windows

Steps

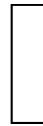

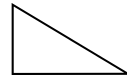
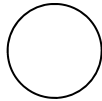

Columns

Shutters

Chimneys

Architecture by Shapes

Where can you find the following shapes on the exterior of the farmhouse?



Hint: You can mark them on the elevation drawings of the house on the right.

What is that Called?

Farmhouse Architecture Vocabulary

Porch: A covered shelter projecting in front of the entrance of a building.

Gambrel: A symmetrical two-sided roof with two slopes on each side.

Shutter Dog: Iron pieces attached to a building to hold open the shutters.

Dutch Door: A door that is divided into two horizontal halves that open and close separately.

Chimney: A vertical structure attached to the roof to allow smoke from the fireplace to escape outside.

Is this the FRONT or BACK? (pick one)



Is this the FRONT or BACK? (pick one)

